

Overview

The GE SafeAir™ 250-CO carbon monoxide (CO) detector is an accurate and reliable means of alerting building occupants of potentially dangerous levels of CO in the protected area. The internal electro-chemical sensor communicates with a sophisticated on-board microprocessor that accurately tracks CO levels over time.

This commercial-grade detection technology results in quick response, reliable sensing, fast reset time, and superior false alarm immunity. Its small size allows the 250-CO to blend inconspicuously with any decor, and its smooth contoured design is compatible with both residential and commercial environments.

Unaffected by normal indoor temperature variations, the GE 250-CO actually self-adjusts for environmental changes and operates reliably under a wide variety of conditions. It also monitors its own performance and automatically compensates for sensitivity drift throughout the course of its service life.

Like all CO detectors, the 250-CO has a limited service life. When it reaches this point, the 250-CO's six-year end-of-life timer automatically triggers a warning, locally, at the control panel, and optionally, at a central monitoring station, indicating that the device should be serviced.

An integrated temporal four-horn provides local signaling capability for the 250-CO, and it easily interfaces with any Listed intrusion or fire alarm system by means of its 150mA output relay, which may be connected to the auxiliary input on the control panel. Its low current draw results in little additional demand on the system power supply.

The 250-CO fully complies with the latest UL 2075 requirements which allows for installation in a wide range of residential and commercial settings.

SafeAir™ Carbon Monoxide Detector 250-CO



Standard Features

- Uses highly reliable, commercial-grade, electro-chemical sensing technology
- Self-diagnostics keep the device operating optimally throughout its service life
- Sensor is unaffected by fluctuations in normal indoor temperature
- Built-in trouble/power supervision relay
- 12 or 24VDC operation and 150mA relay contact configurable for normally open or normally closed operation
- Long-life six-year sensor
- Transmits sensor end-of-life to the control panel and central station if the system is monitored
- Fully listed to the latest UL 2075 CO standard for residential or commercial occupancies
- Large terminals ease wiring installation 14 to 22 AWG
- One-touch TEST/HUSH button simplifies local operation
- Integrated 85 dBA temporal 4-sounder for local notification
- On-board LED provides local alarm and trouble indication
- Inconspicuous footprint and attractively contoured design
- Adapter plate makes replacing GE 240-COe CO detector simple



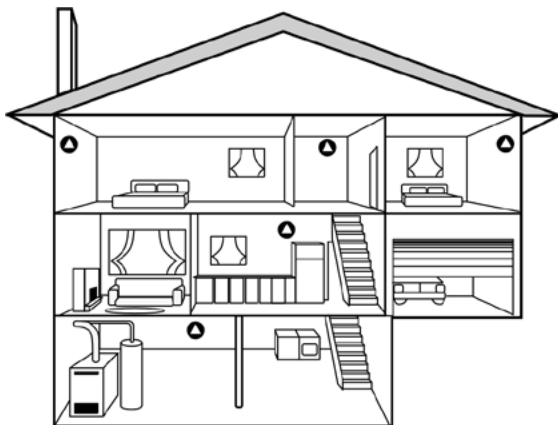
Application

The SafeAir 250-CO Carbon Monoxide Detector is intended for ordinary indoor-dwelling unit applications in both residential and commercial occupancies, including single/multiple family residential occupancies, hotel rooms, dorm rooms, and other areas approved by the authority having jurisdiction (AHJ). The 250-CO detector can connect to either UL 985 (Household Fire Warning) or UL 864 (Commercial Fire) control panels. It is not intended for use in industrial applications such as gasoline refineries or parking garages, which require different listings. The 250-CO detector has an optional adapter mounting plate. To purchase the plate order P/N 250-COPLT-5PKG.

Selecting a suitable location is critical to the operation of CO detectors. Install the 250-CO in accordance with NFPA 720 Standard for the Installation of Carbon Monoxide (CO) Detection and Warning Equipment. Place wall-mounted detectors at least 5 ft. (1.5 m) up from the floor. For ceiling mounted applications, place the detector at least 1 ft. (0.3 m) from any wall.

Recommended CO detector locations:

- ✓ Within 10 ft. (3 m) of all sleeping areas, including areas such as hotel rooms and dorm rooms.
- ✓ In a suitable environment: areas with a temperature range of 32 to 104°F (0 to 40°C) and with a relative humidity range of 0 to 90% noncondensing.
- ✓ In residential dwellings, locate detectors in every bedroom, within 10 ft. (3 m) of sleeping areas, and on each level. At a minimum, place one detector outside the sleeping areas.



▲ Recommended locations for CO detectors

Recommended CO detector locations in commercial occupancies:

- ✓ On every habitable level of the building based on an engineering evaluation considering potential sources and migration of carbon monoxide
- ✓ In any area required by local building codes, legislation, or authorities having jurisdiction
- ✓ On a firm, permanent surface

Do not install the CO detector:

- ✗ Within 10 ft. (3 m) of a fuel-burning appliance
- ✗ Near air conditioners, heating registers, and any other ventilation source that may interfere with CO gas entering the detector
- ✗ Where furniture or draperies may obstruct the airflow
- ✗ In a recessed area

Operation

Test/hush button: Use the test/hush button to test the alarm and silence an activated alarm. Pushing the test/hush button silences the integral sounder for five minutes. The red alarm light stays on and if CO is still present after five minutes, the detector once again sounds in the temporal-four pattern. The hush feature does not operate at CO levels above 350 ppm (parts per million).

Distinct 85 dB temporal four-sounder alarm: The 85 dB temporal-four sounder provides a distinctive alarm notification that is easy to differentiate from smoke alarm notification devices. The alarm beeps four times, rests five seconds and then repeats the pattern. The built-in sounder is a supplementary alarm notification device. The control panel is considered the primary alarm notification device. To silence the detector, push the test/hush button.

WARNING: Use only with a UL Listed control panel capable of differentiating between alarm signals (fire, burglary, CO etc.) and providing distinct identification for each.

End of sensor life indicator: The detector uses both a flashing green LED and intermittent sounder chirps to indicate that the detector needs replacing. To silence the detector, push the test/hush button. The detector also begins signaling a trouble when the CO sensor is approaching end-of-life. When connected to a Listed control panel, the trouble relay can report a trouble condition locally at the panel and optionally at the central station, if the system is monitored.

Common trouble relay: The trouble relay opens to indicate a trouble condition upon lost power, CO sensor cell trouble, or cell end-of-life.

Installation

The 250-CO Carbon Monoxide Detector is a four-wire device designed to use a Class 2 output from a control panel or auxiliary power supply Listed to UL 985 or 864 standards.

All wiring must conform to the NFPA 70 National Electric Code, UL 2075, NFPA 720, an applicable codes. Use 14 to 22 AWG wire.

WARNINGS: Connect the CO detector only to a zone dedicated exclusively for CO detection and that is monitored 24 hours a day. Do not connect to an initiating circuit with fire or security devices. Failure to properly install, test, and maintain a CO detector may cause it to fail, potentially resulting in loss of life.

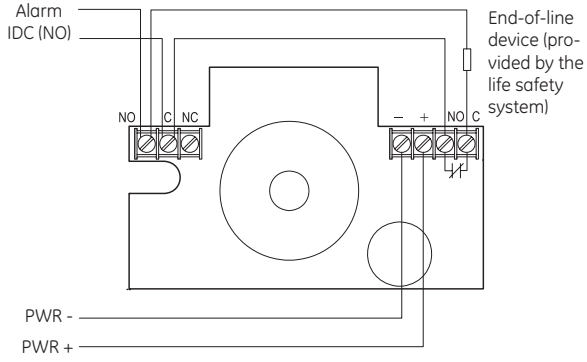
The 250-CO/240-COe adapter plate

Use the 250-COPLT-5PKG adaptor plate when replacing a 240-COe with a 250-CO to cover the footprint of the 240-COe. For example, use the plate to cover any paint discoloration left behind from the 240-COe.

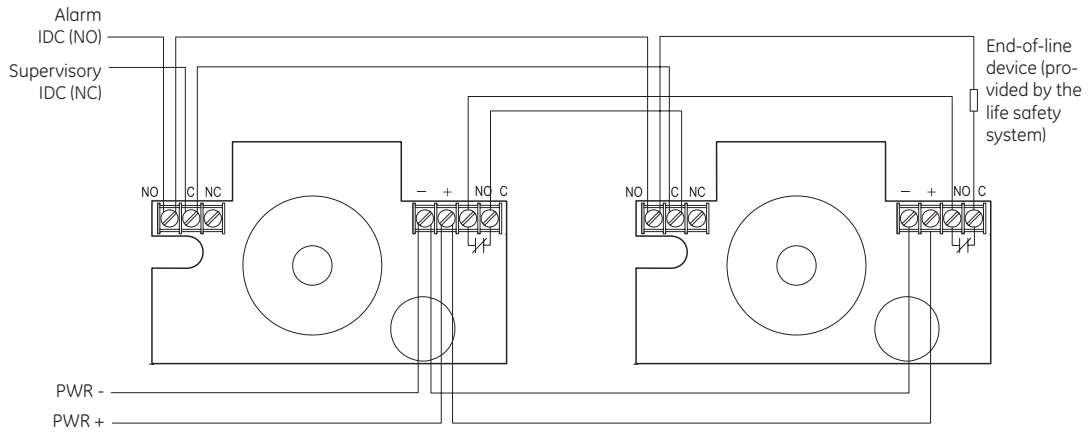


Wiring

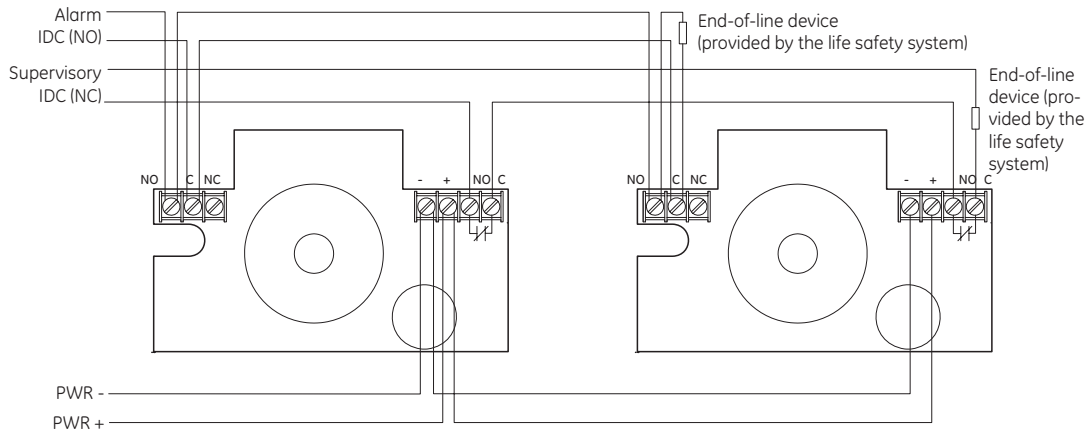
Configuration: Single device, single zone



Configuration: Multiple devices, single zone



Configuration: Multiple devices, separate alarm, trouble zone



North America
T 503-885-5700
T 888-GE-SECURITY
888-437-3287

Asia
T 852-2907-8108
F 852-2142-5063

Australia
T 61-3-9259-4700
F 61-3-9259-4799

Europe
T 32-2-725-11-20
F 32-2-721-40-47

Latin America
T 305-593-4301
F 305-593-4300

gesecurity.com

Specifications subject to change without notice.

© 2009 General Electric Company
All Rights Reserved

CO detector replacement

The 250-CO Carbon Monoxide Detector has a long-life carbon monoxide electrochemical sensor. Replace the detector with a new 250-CO detector six years from the date of manufacture or when an audible and visible annunciation occurs signaling end-of-life. To silence the detector, push the test/hush button.

Specifications

Input voltage	12 or 24 VDC supplied by control panel or resettable auxiliary power supply	
Current consumption		
	Normal	20 mA
	Alarm	40 mA (75 mA in test)
	Alarm relay	150mA at 12 or 24 VDC
	Type	Form C
	UL rating	Zone
Common trouble relay	150mA at 12 or 24 VDC	
	Type	Normally opened held closed with power applied
	UL rating	Common
CO alarm level	70 ppm/60 to 240 minutes	
Sounder	85 dB	
Compatible control panel	Listed to UL 985 or 864 standard	
Compatible electrical box	North American 2½ in. (64 mm) deep 1-gang	
Wire size	14 to 22 AWG (0.25 to 2.0 mm ²)	
Dimensions (W x L x D)		
	Detector	3.1 x 4.6 x 1.3 in. (7.8 x 11.7 x 3.2 cm)
	Adapter plate	4.5 x 6.5 x 0.2 in. (11.4 x 16.5 x 0.5 cm)
Weight		
	Detector	4.7 oz. (133 g)
	Adapter plate	1.6 oz (46 g)
Color	White	
Operating environment		
	Temperature	32 to 104°F (0 to 40°C)
	Relative humidity	0 to 90%, noncondensing
Altitude	Less than 6,000 ft. above sea level	
UL rating	Regulated 12 or 24 VDC	
North American standards	UL 2075, UL 2034	

Ordering Information

Model	Description
250-CO	SafeAir Carbon monoxide detector, alarm & trouble relays, sounder, end-of life signal, 12/24VDC
250-COPLT-5PKG	Adaptor plate for use when replacing the GE/ESL 240-COe CO detector with a 250-CO



imagination at work